



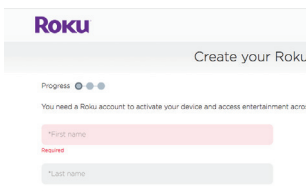
1. Plug in and Power Up

Plug your Roku Stick into an HDMI port on your TV, or use an HDMI cable to plug your Roku box into an HDMI port on your TV and turn it on. If you have a Roku-powered TV, just turn on the TV.



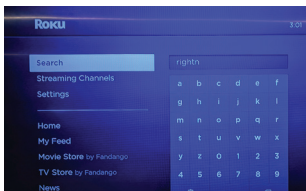
2. Connect to the Internet

Connect your Roku device to the internet.



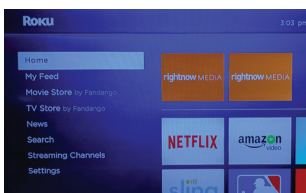
3. Create Your Account or Login

If you don't already have an account, create your new Roku account when you get the prompt.




4. Get the RightNow Media Channel

Search for "RightNow Media" and download the channel.



5. Launch Channel

Click on the RightNow Media icon to launch the channel.



6. Login to RightNow Media

Login with your RightNow Media username and password.

Still having trouble getting access to RightNow Media on your Roku? Click [here](#) to see our troubleshooting guide for Roku